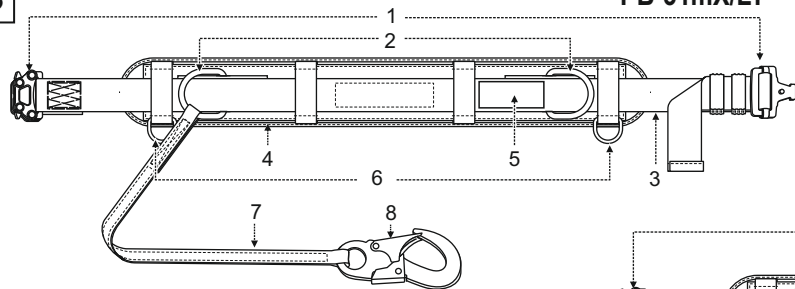
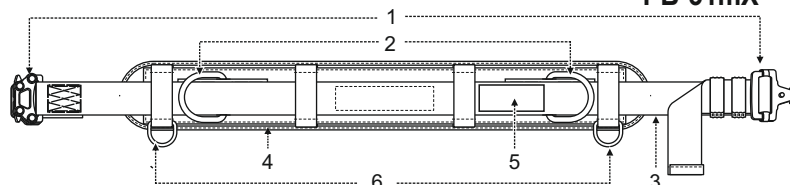
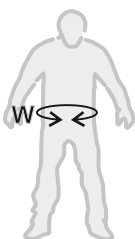
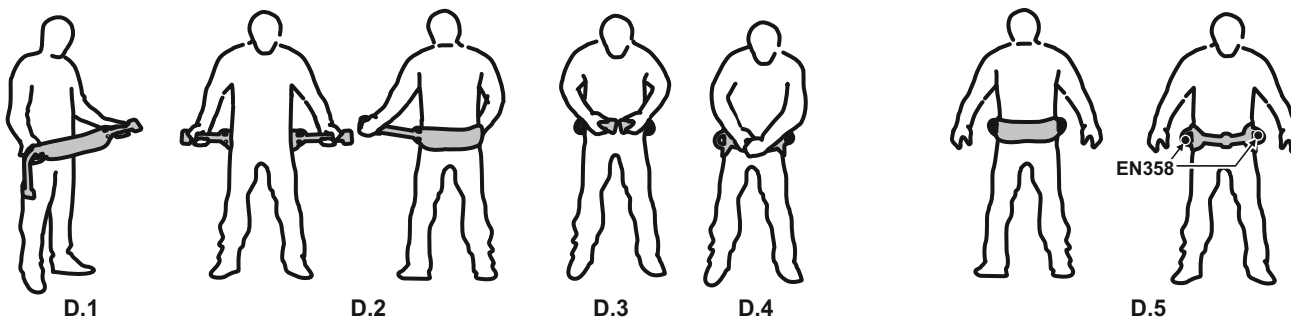
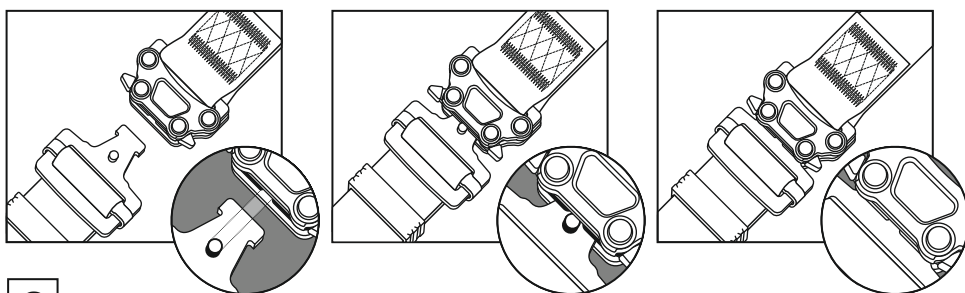
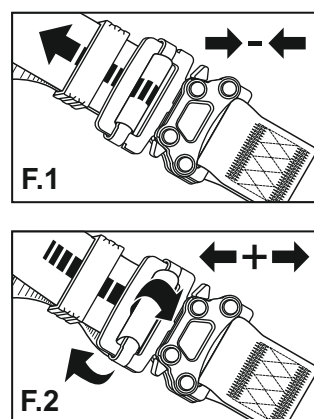


**A****PROTEKT®****CE 0082****EN 358:2018**

PL Pas do pracy w podparciu  
 GB Work positioning belt  
 DE Gurt zur Arbeitsplatzpositionierung  
 FR Ceinture de maintien au travail  
 RU Пояс для работы в подпоре

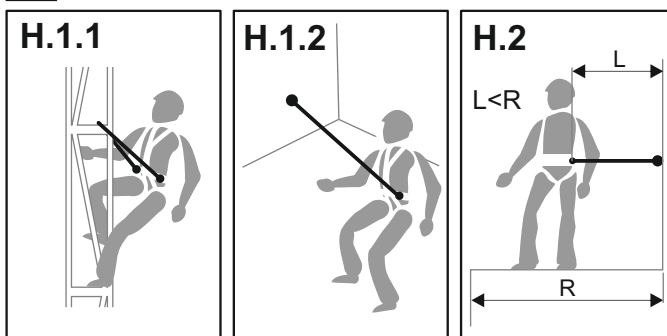
**B****PB-31mX/LT****PB-31mX****C**

	S	M-XL	XXL	XXXL
W	75 cm - 110 cm	85 cm - 120 cm	90 cm - 140 cm	95 cm - 150 cm

**D****E****F****G**

**G.1**  
**a** PB-31mX  
**b** WORK POSITIONING BELT  
**c** Ref. AP 031 21  
**d** Date of manufacture: MM/YYYY  
**e** Serial number: XXX XXX  
**f** Size: .....   
**g** ..... cm - ..... cm  
**i** EN 358:2018  
**j** CE 0082  
**k**   
**m** **PROTEKT®**

**G.2**  
**a** PB-31mX/LT  
**b** WORK POSITIONING BELT WITH RESTRAINT LANYARD  
**c** Ref. AP 031 21 / LT  
**d** Date of manufacture: MM/YYYY  
**e** Serial number: XXX XXX  
**f** Size: .....   
**g** ..... cm - ..... cm  
**h** Lanyard length: X,X m  
**i** EN 358:2018  
**j** CE 0082  
**k** max. 140 kg  
**l**   
**m** **PROTEKT®**

**H**

GB - NOTICE: Read and fully understand these instructions before using this equipment.

## A. DESCRIPTION

Work positioning belt is a body holding device intended to be used in fall protection systems described in EN 363 standard. The belt is intended to prevent a free fall of the user by connecting it by the work positioning lanyard to an anchor point (H.1.2) or to a structure by encircling the lanyard (H.1.1) and supporting the user in tension. The device is certified and complying with the standard EN 358:2018 (work positioning belt). The belt is approved for a user, including tools and equipment, with a weight of up to 140 kg.

Basic materials:

- webbings - polyamide and polyester
- connecting buckles: steel
- adjustment buckles: steel

## B. NOMENCLATURE

1. Work positioning belt adjustment/connecting buckle
2. Lateral work positioning attachment D-rings - EN358
3. Work positioning belt waist strap
4. Belt pad
5. Identity label
6. Tool D-rings - to be used with hand tools of max. weight 2 kg
7. Restraint lanyard (optional)
8. Restraint lanyard connector compliant with EN 362:2004

## C. SIZES

Work positioning belt is manufactured in four sizes:

- small: S
- universal: M-XL
- extra-large: XXL
- extra, extra-large: XXXL

Available length of restraint lanyard from 0,3m to 2m.

## D. DONNING THE BELT. DONNING THE BELT:

- D.1 Identify all buckles and straps.
- D.2 Place the belt support on the back and pass the strap ends to front around the waist. Take care do not twist the strap.
- D.3 Fasten the waist belt buckle.
- D.4 Tighten the strap. The straps should fit tight around the waist. Free end of the strap must be kept by the plastic keepers.
- D.7 Lateral attachment D-rings should be positioned symmetrically on both sides at the waist level.

## E. CONNECTING THE BUCKLES

### F. ADJUSTING THE STRAP

- F.1 Tightening
- F.2 Loosening

### G. MEANING OF THE MARKING

- a) Model symbol;
- b) Device type;
- c) Reference number;
- d) Month and year of manufacture;
- e) Serial number of the belt;
- f) Belt size;
- g) Waist belt size range in cm;
- h) Lanyards length in m;
- i) Number/year of European standards;
- j) CE mark and number of the notified body controlling manufacturing of the equipment;
- k) Caution: read and understand the instruction manual before use;
- l) Max. rated load for sit harness;
- m) Identification of the harness manufacturer or distributor.

## HH. ATTACHING THE BELT

### H.1. CONNECTING WORK POSITIONING SYSTEMS

Work positioning lanyard can be attached to the work positioning belt lateral EN 358 D-rings. Work positioning lanyard must be anchored to the point of construction that is situated at waist level or above. Work positioning lanyard must be kept taut during use. It is strictly forbidden to use the work positioning belt for fall arrest purposes. The belt shouldn't be used if there is a foreseeable risk of the user becoming suspended or being exposed to unintended tension by the waist belt. When using a work positioning system, the user normally relies on the equipment for support, therefore it is essential to consider the need of using a back-up, e.g. a fall arrest system. There is the essential need to regularly check fastening and adjustment elements during use.

### H.2 CONNECTING RESTRAINT SYSTEM

Restraint system can be attached to the work positioning belt D-rings. The length of the restraint lanyard (L) must be shorter than the distance from the anchor point to the fall arrest zone (R) to prevent the user from reaching areas or positions where the risk of a fall from a height exists. Restraint system is not intended to arrest a fall from a height and is not intended for work in situations where the user needs support from the body holding device (e.g. to prevent him from slipping or falling).

### I. PERIODIC INSPECTIONS

Work positioning belt must be inspected at least once every 12 months from the date of

first use. Periodic inspections must only be carried out by a competent person who has the knowledge and training required for personal protective equipment periodic inspections. Depending upon the type and environment of work, inspections may be needed to be carried out more frequently than once every 12 months. Every periodic inspection must be recorded in the Identity Card of the equipment.

### J. MAXIMUM LIFESPAN OF THE EQUIPMENT

The maximum lifespan of the belt is 10 years from the date of manufacture.

ATTENTION: The belt maximum lifetime depends on the intensity of usage and the environment of usage. Using the belt in rough environment, marine environment, contact with sharp edges, exposure to extreme temperatures or aggressive substances, etc. can lead to the withdrawal from use even after one use.

### K. WITHDRAWAL FROM USE

The belt must be withdrawn from use immediately and destroyed when it fails to pass inspection or there are any doubt as to its reliability.

### L. THE ESSENTIAL PRINCIPLES FOR USERS OF PERSONAL PROTECTIVE EQUIPMENT AGAINST FALLS FROM A HEIGHT:

- personal protective equipment shall only be used by a person trained and competent in its safe use.
- personal protective equipment must not be used by a person with medical condition that could affect the safety of the equipment user in normal and emergency use.
- a rescue plan shall be in place to deal with any emergencies that could arise during the work.
- being suspended in PPE (e.g. arresting a fall), beware of suspension trauma symptoms.
- to avoid symptoms of suspension trauma, be sure that the proper rescue plan is ready for use. It is recommended to use foot straps.
- it is forbidden to make any alterations or additions to the equipment without the manufacturer's prior written consent.
- any repair shall only be carried out by equipment manufacturer or his certified representative.
- personal protective equipment shall not be used outside its limitations, or for any purpose other than that for which it is intended.
- personal protective equipment should be a personal issue item.
- before use ensure about the compatibility of items of equipment assembled into a fall arrest system. Regularly during use check connecting and adjusting of the equipment components to avoid accidental loosening or disconnecting of the components.
- it is forbidden to use combinations of items of equipment in which the safe function of any one item is affected by or interferes with the safe function of another.
- before each use of personal protective equipment it is obligatory to carry out a pre-use check of the equipment, to ensure that it is in a serviceable condition and operates correctly before it is used.
- during pre-use check it is necessary to inspect all elements of the equipment in respect of any damages, excessive wear, corrosion, abrasion, cutting or incorrect acting, especially take into consideration:
  - in full body harnesses and belts - buckles, adjusting elements, attaching points, webbings, seams, loops;
  - in energy absorbers - attaching loops, webbing, seams, casing, connectors;
  - in textile lanyards or lifelines or guidelines - rope, loops, thimbles, connectors, adjusting element, splices;
  - in steel lanyards or lifelines or guidelines - cable, wires, clips, ferrules, loops, thimbles, connectors, adjusting elements;
  - in retractable fall arresters - cable or webbing, retractor and brake proper acting, casing, energy absorber, connector;
  - in guided type fall arresters - body of the fall arrester, sliding function, locking gear acting, rivets and screws, connector, energy absorber;
  - in metallic components (connectors, hooks, anchors) - main body, rivets, gate, locking gear acting.
- after every 12 months of utilization, personal protective equipment must be withdrawn from use to carry out periodical detailed inspection. The periodic inspection must be carried out by a competent person for periodic inspection. The periodic inspection can be carried out also by the manufacturer or his authorized representative strictly in accordance with manufacturer's periodic examination procedures.
- in case of some types of the complex equipment e.g. some types of retractable fall arresters the annual inspection can be carried out only by the manufacturer or his authorized representative.
- regular periodic inspections are the essential for equipment maintenance and the safety of the users which depends upon the continued efficiency and durability of the equipment.
- during periodic inspection it is necessary to check the legibility of the equipment marking. Don't use the equipment with the illegible marking.
- it is essential for the safety of the user that if the product is re-sold outside the original country of destination the reseller shall provide instructions for use, for maintenance, for periodic examination and for repair in language of the country in which the product is to be used.
- personal protective equipment must be withdrawn from use immediately when any doubt arise about its condition for safe use and not used again until confirmed in writing by equipment manufacturer or his representative after carried out the detailed inspection.
- personal protective equipment must be withdrawn from use immediately and destroyed (or another procedures shall be introduced according detailed instruction from equipment manual) when it have been used to arrest a fall.
- a full body harness (conforming to EN 361) is the only acceptable body holding device that can be used, in a fall arrest system.
- in full body harness use only attachment points marked with a capital letter "A" to

